


RPL 30 FT. STRAIGHT

RPL FABRIC POP UP DISPLAY
 PRODUCT CODE:RPL12X3



On frame On graphic



Graphic pre-installed with hardware



Hardware only



30ft RPL Bag

PRODUCT DESCRIPTION

The RPL Fabric Pop Up is the perfect display on the go. It's ready in minutes. The lightweight aluminum alloy frame locks in place using plastic hooks. Fasten the graphic to the frame with hook and loop. Interchangeable graphics make it a versatile choice. Easily collapse the frame with front graphic attached and stow in your carry bag.

DISPLAY DIMENSIONS	345"W x 89"H x 12"D
GRAPHIC SIZE	371"W x 89"H

GRAPHIC MATERIAL

Stretch Fabric

GRAPHIC FINISHING

2" loop Velcro around perimeter

DISPLAY CONSTRUCTION

Aluminium frame, plastic hooks, and 2" hook Velcro strips

SHIPPING WEIGHTS & DIMENSIONS

Shipping Weight	68 lbs
Shipping Dimensions	36"L x 36"W x 12"H

LARGE QUANTITY FREIGHT

Freight Shipping	6 boxes per 48"L x 40"W x 65"H skid
Freight Weight	444 lbs (frame only) 492 lbs (frame & graphic)

GRAPHIC TURN AROUND TIME

4 business days after proof approval

AVAILABLE ACCESSORIES

RPL Light (Black or Silver)	RPL LED Light (Black or Silver)
AVAILABILITY CA	



RPL Light Black
UL Listed
(Optional)



RPL Light Silver
UL Listed
(Optional)



RPL LED Light Black
UL Listed
(Optional)



RPL LED Light Silver
UL Listed
(Optional)

RPL 30 FT. STRAIGHT

RPL FABRIC POP UP DISPLAY

PRODUCT CODE:RPL12x3

PARTS LIST



(qty 1) 30ft RPL Frame
(with pre-installed graphic)



(qty.1) 30ft RPL Bag

RPL 30 FT. STRAIGHT

RPL FABRIC POP UP DISPLAY

PRODUCT CODE:RPL12x3

SET UP INSTRUCTIONS

Step 1

Remove the frame from the bag. The frame will come with a graphic pre-installed.




Step 2

Expand the frame.



Step 3

Connect the clips all around the perimeter.




Step 4

Fold back the endcap panels and fasten them to the Velcro squares.



Step 5

Stand the display upright and finish connecting the other clips on the back of the frame.



Step 6

The display is complete and ready.

