

# EZ TUBE CONNECT BACKLIT 10FT CONFIGURATION B

PRODUCT CATEGORY: EZ FABRIC DISPLAYS  
 PRODUCT CODE: EZCNCT-BL-10KIT-B-5X5G1



On frame On graphic



## PRODUCT DESCRIPTION

Let your message shine! EZ Tube Connect modular tube display is now backlit. Included LED ladder lights attach easily and hook into corresponding holes on the top and bottom tubes. At 90" tall, EZ Tube Connect Backlit has multiple frame widths of 3ft, 5ft, and 10ft. Each EZ Tube Connect Backlit frame connects tool-free, with a simple push button snap to lock and to attach to feet. Configure multiple frames as desired. Feet have two mounting points to connect frames side-by-side. Customize a single-sided fabric graphic that pulls over frame and zips closed underneath. Medium Hard Case included.

DISPLAY DIMENSIONS	120"W x 90"H x 18.75"D
GRAPHIC SIZE	61"W x 89.5"H (each frame)

## GRAPHIC MATERIAL

Dye Sub Backlit Fabric

## GRAPHIC FINISHING

Sewn on left, right and top with zipper on the bottom

## DISPLAY CONSTRUCTION

56mm Aluminum Tubing

## SHIPPING WEIGHTS & DIMENSIONS

Shipping Weight	66 lbs (each case - 2 cases total)
Shipping Dimensions	22"W x 39"H x 17"D

## LARGE QUANTITY FREIGHT

Freight Shipping	8 boxes per 48"L x 40"W x 43"H skid
Freight Weight	528 lbs (frames & graphics)

## GRAPHIC TURN AROUND TIME

2 business days after proof approval

AVAILABILITY	Pacific Fulfillment Center
--------------	----------------------------

LED LIGHT SPECIFICATION		TRANSFORMER SPECIFICATION	
POWER	9W (per strip)	VOLTAGE INPUT	100-240V
LED QTY PER STRIP	9	VOLTAGE OUTPUT	24V
LED STRIP QTY	21	AMPS	6.25A
AVERAGE BEAM ANGLE	175°	WORKING TEMP	40°
TOTAL POWER	189W	CERTIFICATES	UL, CE
VOLTAGE INPUT	24V	SPECS ARE PER TRANSFORMER	
SPECS ARE PER LADDER LIGHT			



Single foot connection



Double foot connection

Foot Dims  
3 1/8" x 18 3/4"



Includes qty 2 Medium Hard Cases  
 Case Inside Dimensions:

# PARTS LIST



Top straight tube - 5ft (56mm)  
(qty 2)



Bottom straight tube - 5ft(56mm)  
(qty 2)



L shape connector (56mm)  
(qty 4)



Vertical tube(56mm)  
(qty 4)



Plastic corner connector (56mm)  
(qty 4)



Single foot(56mm)  
(qty 2)



LED Light Bag  
(qty 4)



Light kit  
(qty 4)



Transformer  
(qty 4)



Transformer Bag  
(qty 4)



YC-E3 wire line  
(qty4)



Medium Hard Case  
(qty 2)



Double foot(56mm)  
(qty 1)

# TEMPLATE

**PLEASE DELETE ALL TEMPLATE ELEMENTS BEFORE UPLOADING**

**EZ TUBE CONNECT BACKLIT  
10ft Configuration B  
Frame A**

**SAVE ARTWORK AT DOCUMENT SIZE  
62" X 88.5"**

FINISHED SIZE: 60" X 88"  
YELLOW SAFE AREA: 52" X 80"

*KEEP ALL IMPORTANT GRAPHICS  
SUCH AS: LOGOS, TEXT, CONTACT INFO, ETC.  
IN THE YELLOW SAFE ZONE*

*ARTWORK IN THE BLUE AREA WILL PRINT BUT IS IN RISK  
OF BEING CLOSE TO THE EDGE OR TRIMMED OFF*

Graphic Specifications:  
- Create to template specs  
- 125 DPI resolution  
- CMYK color  
- No template lines  
- Embed/link all images  
- Create to outline all fonts

Acceptable file formats:  
- Photoshop (.psd, .psb)  
- Illustrator (.ai, .eps)  
- Flattened .tiff  
- Press quality .pdf

CONNECTED FRAME MAY COVER THIS AREA

**PLEASE DELETE ALL TEMPLATE ELEMENTS BEFORE UPLOADING**

**EZ TUBE CONNECT BACKLIT  
10ft Configuration B  
Frame B**

**SAVE ARTWORK AT DOCUMENT SIZE  
62" X 88.5"**

FINISHED SIZE: 60" X 88"  
YELLOW SAFE AREA: 52" X 80"

*KEEP ALL IMPORTANT GRAPHICS  
SUCH AS: LOGOS, TEXT, CONTACT INFO, ETC.  
IN THE YELLOW SAFE ZONE*

*ARTWORK IN THE BLUE AREA WILL PRINT BUT IS IN RISK  
OF BEING CLOSE TO THE EDGE OR TRIMMED OFF*

Graphic Specifications:  
- Create to template specs  
- 125 DPI resolution  
- CMYK color  
- No template lines  
- Embed/link all images  
- Create to outline all fonts

Acceptable file formats:  
- Photoshop (.psd, .psb)  
- Illustrator (.ai, .eps)  
- Flattened .tiff  
- Press quality .pdf



CONNECTED FRAME MAY COVER THIS AREA

Ver-0219.20


# EZ TUBE CONNECT BACKLIT

PRODUCT CATEGORY: EZ FABRIC DISPLAYS  
INSTRUCTIONS FOR 3ft, 5ft, and 10ft FRAMES

## SETUP INSTRUCTIONS



LED Light Installation Top Connection  
Insert hooks into holes along top tube  
5ft and 10ft frames have holes in corners to attach  
3ft and 8ft frame only attach along top tube



LED Light Installation Bottom Connection  
Insert hooks into holes along bottom tube  
Bottom of lights have a pull loop and  
adjuster to add tension to lights

# EZ TUBE CONNECT BACKLIT

PRODUCT CATEGORY: EZ FABRIC DISPLAYS


INSTRUCTIONS FOR 3ft, 5ft, and 10ft FRAMES

## TRANSFORMER WIRING INSTRUCTIONS

Power wires for transformers are highlighted in red on the renders below.


Make to sure to set up the ladder lights accordingly.

Feed wiring through the opening for legs on the graphic per renderings.



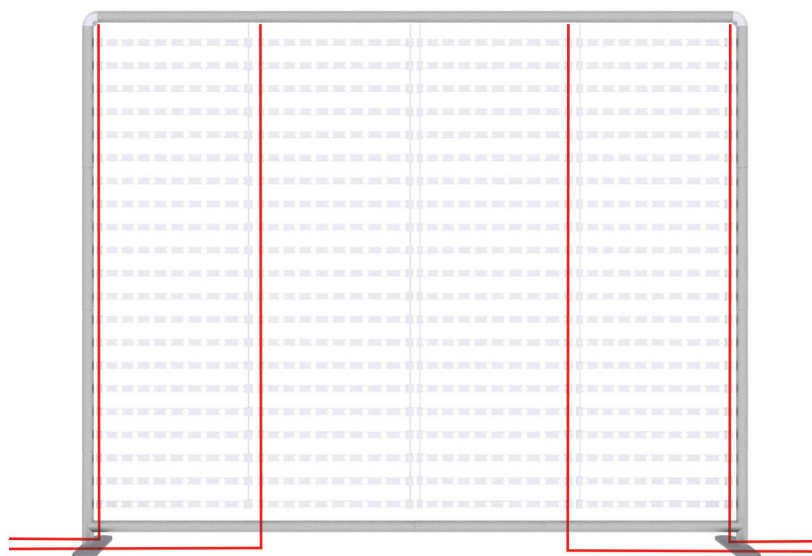
3ft

1 Ladder Light  
1 Transformer  
1 Outlet Required



5ft

2 Ladder Lights  
2 Transformers  
2 Outlets Required



10ft

4 Ladder Lights  
4 Transformers  
4 Outlets Required